

#### Features

- Fits minimum 36" (914 mm) apron sink base cabinet.
- Single bowl.
- 9" (229 mm) depth provides generous workspace.
- Self-Trimming® apron overlaps cabinet face for easy installation and beautiful results.
- Bowl slopes toward drain to minimize water pooling.
- Offset drain increases workspace in the sink and storage space underneath.
- Sink drain and strainer sold separately.

#### Material

- KOHLER® enameled cast iron.
- Acid-resistant enamel finish.

#### Installation

- Undermount.
- For 36" (914 mm) apron-front cabinetry.

#### Required Products/Accessories

K-8801 Sink drain and strainer with tailpiece

or

K-8799 Sink drain and strainer basket

or

K-11352 Disposal Flange with Stopper

K-6237 Left-Bowl Sink Rack

K-6255 Right-Bowl Sink Rack

#### Recommended Products/Accessories

K-23726 Drain treatment

K-23725 Cast iron cleaner

K-6239 Colander with Cutting Board

#### Optional Products/Accessories

K-9000 P-Trap

#### Included Components

Additional Components:

6194

6246



#### Codes/Standards











ASME A112.19.1/CSA B45.2

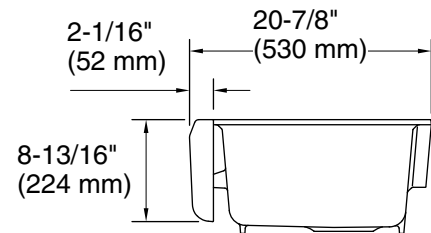
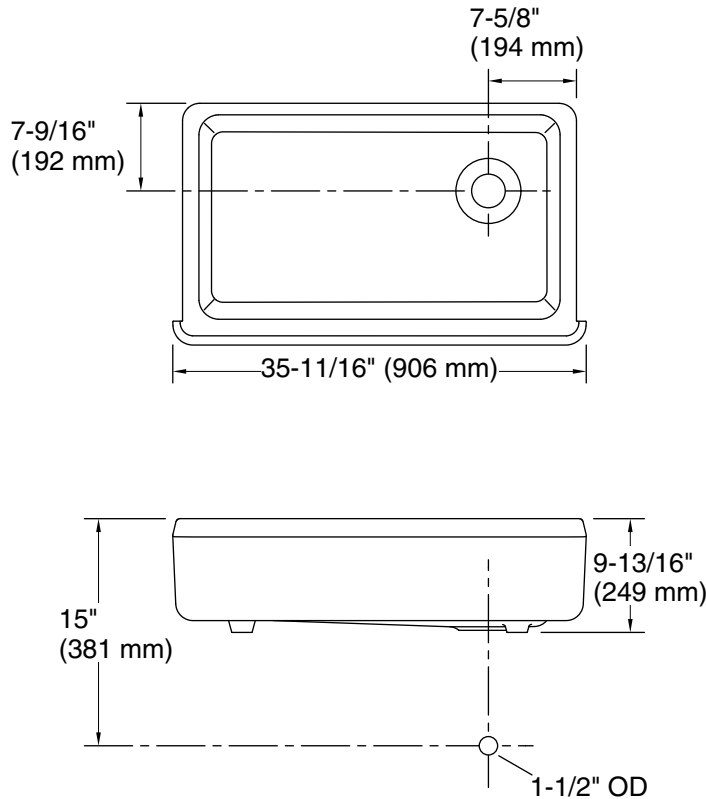
#### KOHLER® Enameled Cast Iron Kitchen and Bathroom Sink Lifetime Limited Warranty

See website for detailed warranty information.

#### Available Colors/Finishes

*Color tiles intended for reference only.*

Color	Code	Description
	0	White
	FF	Sea Salt™
	96	Biscuit
	NY	Dune
	95	Ice™ Grey
	K4	Cashmere
	58	Thunder™ Grey
	7	Black Black™
	DGB	Indigo Blue
	PLM	Black Plum



## Technical Information

All product dimensions are nominal.

Bowl configuration: Single

Installation: Undermount

Min. base cabinet width: 36" (914 mm)

Bowl area (Only): Length: 30-1/4" (769 mm)  
 Width: 15-13/16" (402 mm)  
 Bowl depth: 9" (229 mm)  
 Water depth: 9" (229 mm)

Drain hole: 3-7/8" (98 mm)

Template: Undermount, 1398641-7, required, included  
 Apron-front, 1157001, required, included

## Notes

Install this product according to the installation instructions.

Install this product according to the installation instructions.